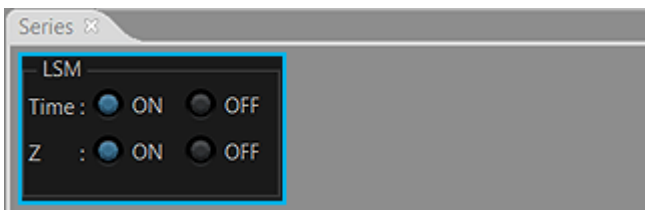



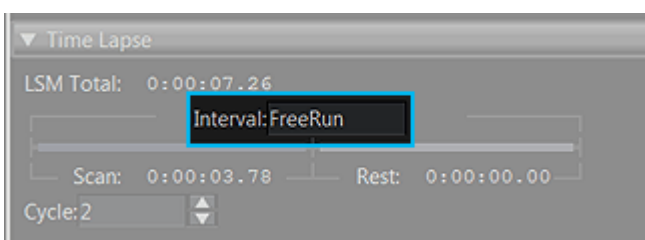
## Setting T series

- 1 Select "ON" in [Time] on [Series] Tool Window.




- 2 Set the interval to acquire the image in [Interval] on [Time Lapse].

 If you attempt to set the time shorter than the time displayed in [Scan] (time taken for acquiring 1 cycle image) in [Interval], "FreeRun" appears. In this case, the interval to acquire the image is the time displayed in [Scan].



- 3 Set the number of image acquisitions in [Cycle].

 The time from the start of the T series image acquisition to the end of the T series image acquisition is calculated and displayed in [LSM Total]. Set [Cycle] so that [LSM Total] becomes an appropriate time.

